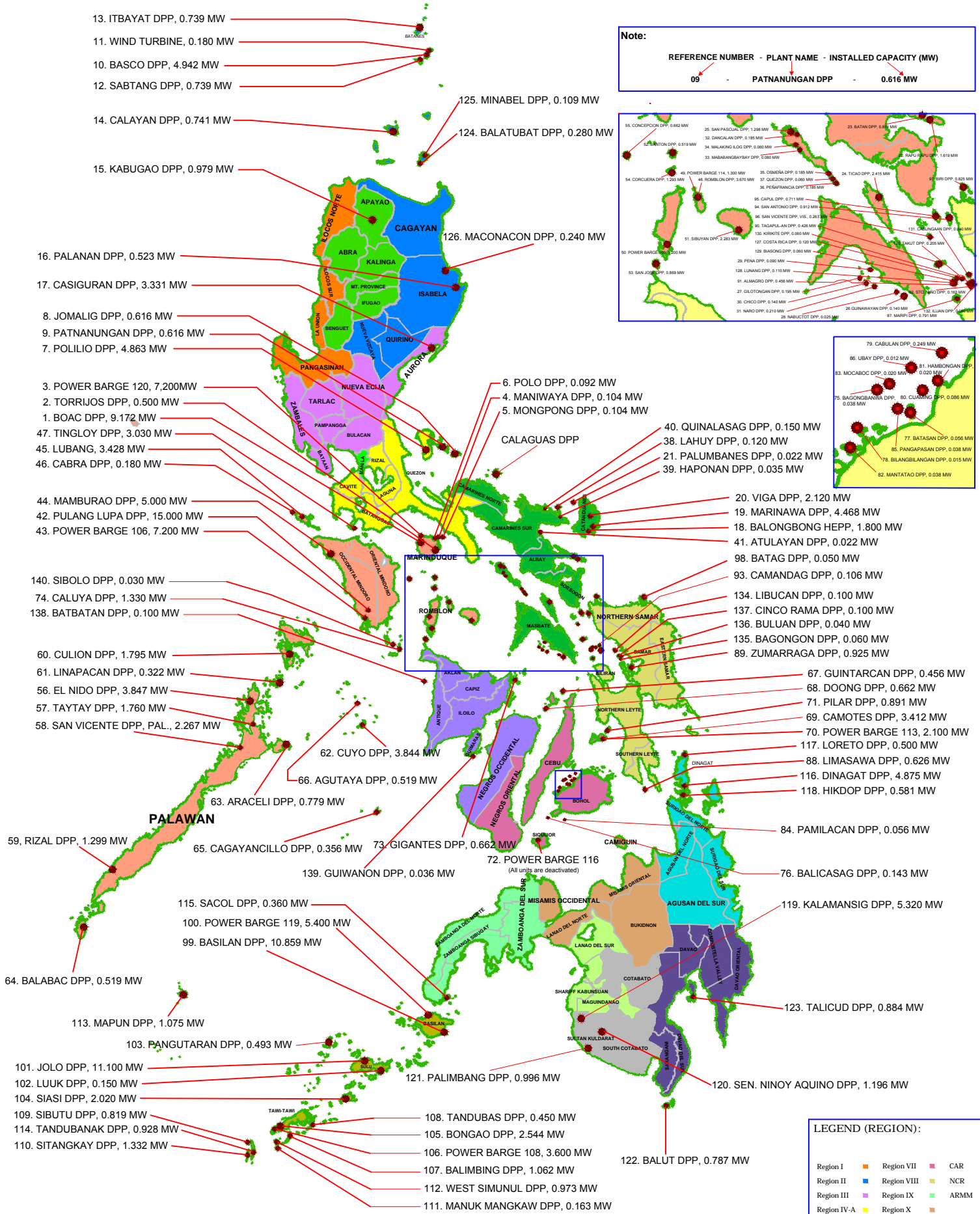


NATIONAL POWER CORPORATION

SMALL POWER UTILITIES GROUP (SPUG) MAP

AS OF APRIL 2017



- 13. ITBAYAT DPP, 0.739 MW
- 11. WIND TURBINE, 0.180 MW
- 10. BASCO DPP, 4.942 MW
- 12. SABTANG DPP, 0.739 MW
- 14. CALAYAN DPP, 0.741 MW
- 15. KABUGAO DPP, 0.979 MW

- 125. MINABEL DPP, 0.109 MW
- 124. BALATUBAT DPP, 0.280 MW
- 126. MACONACON DPP, 0.240 MW

- 16. PALANAN DPP, 0.523 MW
- 17. CASIGURAN DPP, 3.331 MW
- 8. JOMALIG DPP, 0.616 MW
- 9. PATNANUNGAN DPP, 0.616 MW
- 7. POLILIO DPP, 4.863 MW

- 3. POWER BARGE 120, 7,200MW
- 2. TORRIJOS DPP, 0.500 MW
- 1. BOAC DPP, 9.172 MW
- 47. TINGLOY DPP, 3.030 MW
- 45. LUBANG, 3.428 MW
- 46. CABRA DPP, 0.180 MW

- 44. MAMBURAO DPP, 5.000 MW
- 42. PULANG LUPA DPP, 15.000 MW
- 43. POWER BARGE 106, 7.200 MW

- 140. SIBOLO DPP, 0.030 MW
- 74. CALUYA DPP, 1.330 MW
- 138. BATBATAN DPP, 0.100 MW

- 60. CULION DPP, 1.795 MW
- 61. LINAPACAN DPP, 0.322 MW
- 56. EL NIDO DPP, 3.847 MW
- 57. TAYTAY DPP, 1.760 MW
- 58. SAN VICENTE DPP, PAL., 2.267 MW

- 62. CUYO DPP, 3.844 MW
- 66. AGUTAYA DPP, 0.519 MW
- 63. ARACELI DPP, 0.779 MW

- 59. RIZAL DPP, 1.299 MW
- 65. CAGAYANCILLO DPP, 0.356 MW
- 73. GIGANTES DPP, 0.662 MW

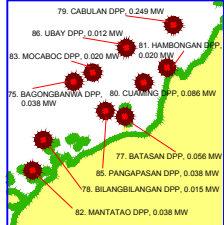
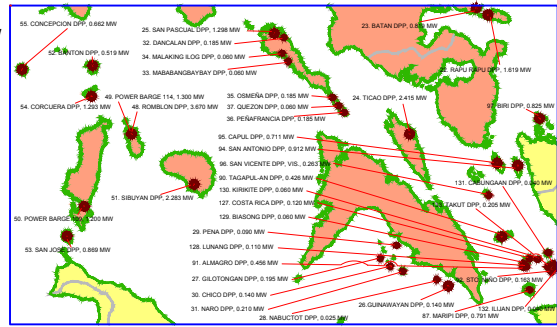
- 115. SACOL DPP, 0.360 MW
- 100. POWER BARGE 119, 5.400 MW
- 99. BASILAN DPP, 10.859 MW

- 64. BALABAC DPP, 0.519 MW
- 113. MAPUN DPP, 1.075 MW
- 103. PANGUTARAN DPP, 0.493 MW

- 101. JOLO DPP, 11.100 MW
- 102. LUUK DPP, 0.150 MW
- 104. SIASI DPP, 2.020 MW
- 109. SIBUTU DPP, 0.819 MW
- 114. TANDUBANAK DPP, 0.928 MW
- 110. SITANGKAY DPP, 1.332 MW

- 108. TANDUBAS DPP, 0.450 MW
- 105. BONGAO DPP, 2.544 MW
- 106. POWER BARGE 108, 3.600 MW
- 107. BALIMBING DPP, 1.062 MW
- 112. WEST SIMUNUL DPP, 0.973 MW
- 111. MANUK MANGKAW DPP, 0.163 MW

Note:
 REFERENCE NUMBER - PLANT NAME - INSTALLED CAPACITY (MW)
 09 - PATNANUNGAN DPP - 0.616 MW



- 6. POLO DPP, 0.092 MW
- 4. MANIWAYA DPP, 0.104 MW
- 5. MONGPONG DPP, 0.104 MW
- 40. QUINALASAG DPP, 0.150 MW
- 38. LAHUY DPP, 0.120 MW
- 21. PALUMBANES DPP, 0.022 MW
- 39. HAPONAN DPP, 0.035 MW

- 20. VIGA DPP, 2.120 MW
- 19. MARINAWA DPP, 4.468 MW
- 18. BALONGBONG HEPP, 1.800 MW
- 41. ATULAYAN DPP, 0.052 MW
- 98. BATAG DPP, 0.050 MW
- 93. CAMANDAG DPP, 0.106 MW
- 134. LIBUCAN DPP, 0.100 MW
- 137. CINCO RAMA DPP, 0.100 MW
- 136. BULUAN DPP, 0.040 MW
- 135. BAGONGON DPP, 0.060 MW
- 89. ZUMARRAGA DPP, 0.925 MW

- 67. GUINTARAN DPP, 0.456 MW
- 68. DOONG DPP, 0.662 MW
- 71. PILAR DPP, 0.891 MW
- 69. CAMOTES DPP, 3.412 MW
- 70. POWER BARGE 113, 2.100 MW
- 117. LORETO DPP, 0.500 MW
- 88. LIMASAWA DPP, 0.626 MW
- 116. DINAGAT DPP, 4.875 MW
- 118. HIKDOP DPP, 0.581 MW

- 84. PAMILACAN DPP, 0.056 MW
- 76. BALICASAG DPP, 0.143 MW
- 119. KALAMANSIG DPP, 5.320 MW
- 123. TALICUD DPP, 0.884 MW
- 120. SEN. NINOY AQUINO DPP, 1.196 MW

- 122. BALUT DPP, 0.787 MW

LEGEND (REGION):

Region I	Region VII	CAR	
Region II	Region VIII	NCR	
Region III	Region IX	ARMM	
Region IV-A	Region X		
Region IV-B	Region XI		
Region V	Region XII		
Region VI	Region XIII		