

DEPARTMENT OF ENERGY

**STATEMENT OF APPROPRIATIONS, ALLOTMENTS
OBLIGATIONS, DISBURSEMENTS AND BALANCES
(SAAODB)**

As of the Quarter Ending December 31, 2023

STATEMENT OF APPROPRIATIONS, ALLOTMENTS, OBLIGATIONS, DISBURS AND BALANCES

As at the Quarter Ending December 31, 2023

Department : Department of Energy (DOE)
 Agency/Entity : Office of the Secretary
 Operating Unit : < not applicable >
 Organization Code (UACS) : 09 001 0000000
 Fund Cluster : 01 - Regular Agency Fund

X	Current Year Appropriations
	Supplemental Appropriations
	Continuing Appropriations

(e.g. UACS Fund Cluster: 01-Regular Agency Fund, 02-Foreign Assisted Projects Fund, 03-Special Account-Locally Funded/Domestic Grants Fund, and 04-Special Account-Foreign Assisted/Foreign Grants Fund)

Particulars	UACS CODE	Appropriations			Allotments					Current Year Obligations					Current Year Disbursements					Balances				
		Authorized Appropriations	Adjustments (Transfer To/From, Modifications/ Augmentations)	Adjusted Appropriations	Allotments Received	Adjustments (Reductions, Modifications/ Augmentations)	Transfer To	Transfer From	Adjusted Allotments	1st Quarter Ending March 31	2nd Quarter Ending June 30	3rd Quarter Ending September 30	4th Quarter Ending December 31	Total	1st Quarter Ending March 31	2nd Quarter Ending June 30	3rd Quarter Ending September 30	4th Quarter Ending December 31	Total	Unreleased Appropriations	Unobligated Allotments	Unpaid Obligations (15-20)+(23+24)		
		3	4	5=(3+4)	6	7	8	9	10=(8+9-7)	11	12	13	14	15=(11+12+13+14)	16	17	18	19	20=(16+17+18+19)	21	22	23	24	
I. Agency Specific Budget		1,320,735,000.00	0.00	1,320,735,000.00	1,320,735,000.00	0.00	0.00	0.00	1,320,735,000.00	219,918,646.49	424,396,560.71	270,608,637.68	399,117,036.87	1,314,041,881.75	142,875,414.87	346,191,126.74	268,241,077.66	432,819,703.40	1,190,127,321.67	0.00	6,693,118.26	106,193,094.79	17,721,463.29	
General Administration and Support	1000000000000000	468,707,000.00	0.00	468,707,000.00	468,707,000.00	0.00	0.00	0.00	468,707,000.00	62,500,144.53	197,349,394.86	78,054,419.33	127,810,482.99	465,514,441.71	35,192,789.72	124,885,774.97	97,327,641.45	152,899,363.64	410,305,569.78	0.00	3,192,558.29	50,615,841.15	4,593,030.78	
General Management and Supervision	10000010000100	463,854,000.00	0.00	463,854,000.00	463,854,000.00	0.00	0.00	0.00	463,854,000.00	62,500,144.53	194,858,092.05	76,054,419.33	125,446,785.80	460,661,441.71	35,192,789.72	122,194,472.16	97,327,641.45	151,071,904.91	405,786,808.24	0.00	3,192,558.29	50,281,602.69	4,593,030.78	
PS		205,975,000.00	7,938,950.00	213,913,950.00	205,975,000.00	7,938,950.00	0.00	0.00	213,913,950.00	25,902,282.26	54,078,428.94	45,924,434.99	87,862,722.09	213,767,868.28	17,036,734.53	62,238,174.09	45,891,205.68	84,894,218.05	209,863,332.55	0.00	146,081.72	3,904,535.73	0.00	
MOOE		257,879,000.00	(7,938,950.00)	249,940,050.00	257,879,000.00	(7,938,950.00)	0.00	0.00	249,940,050.00	36,597,862.27	140,579,663.11	32,129,984.34	37,586,063.71	246,893,573.43	18,153,055.19	59,966,298.07	51,436,435.57	66,377,686.86	195,923,475.69	0.00	3,046,476.57	46,377,066.96	4,593,030.78	
Administration of Personnel Benefits	10000010000200	4,853,000.00	0.00	4,853,000.00	4,853,000.00	0.00	0.00	0.00	4,853,000.00	0.00	2,691,302.81	0.00	2,161,897.19	4,853,000.00	0.00	2,691,302.81	0.00	1,827,458.73	4,518,761.54	0.00	0.00	334,238.46	0.00	
PS		4,853,000.00	0.00	4,853,000.00	4,853,000.00	0.00	0.00	0.00	4,853,000.00	0.00	2,691,302.81	0.00	2,161,897.19	4,853,000.00	0.00	2,691,302.81	0.00	1,827,458.73	4,518,761.54	0.00	0.00	334,238.46	0.00	
Sub-Total, General Administration and Support		468,707,000.00	0.00	468,707,000.00	468,707,000.00	0.00	0.00	0.00	468,707,000.00	62,500,144.53	197,349,394.86	78,054,419.33	127,810,482.99	465,514,441.71	35,192,789.72	124,885,774.97	97,327,641.45	152,899,363.64	410,305,569.78	0.00	3,192,558.29	50,615,841.15	4,593,030.78	
PS		210,828,000.00	7,938,950.00	218,766,950.00	210,828,000.00	7,938,950.00	0.00	0.00	218,766,950.00	25,902,282.26	56,769,731.75	45,924,434.99	90,024,419.28	218,820,868.28	17,036,734.53	64,929,478.90	45,891,205.68	86,521,676.78	214,382,094.09	0.00	146,081.72	4,238,774.19	0.00	
MOOE		257,879,000.00	(7,938,950.00)	249,940,050.00	257,879,000.00	(7,938,950.00)	0.00	0.00	249,940,050.00	36,597,862.27	140,579,663.11	32,129,984.34	37,586,063.71	246,893,573.43	18,153,055.19	59,966,298.07	51,436,435.57	66,377,686.86	195,923,475.69	0.00	3,046,476.57	46,377,066.96	4,593,030.78	
FinEx (if Applicable)		0.00	0.00	0.00	0.00	0.00	0.00	0.00	0.00	0.00	0.00	0.00	0.00	0.00	0.00	0.00	0.00	0.00	0.00	0.00	0.00	0.00	0.00	0.00
CO		0.00	0.00	0.00	0.00	0.00	0.00	0.00	0.00	0.00	0.00	0.00	0.00	0.00	0.00	0.00	0.00	0.00	0.00	0.00	0.00	0.00	0.00	
Support to Operations	2000000000000000	319,129,000.00	0.00	319,129,000.00	319,129,000.00	0.00	0.00	0.00	319,129,000.00	51,483,071.96	96,582,044.61	61,065,675.14	109,983,465.27	319,114,258.98	30,289,536.88	97,884,794.96	56,305,183.05	95,897,850.55	278,357,365.44	0.00	14,743.02	35,846,617.51	4,910,274.03	
Provision of legal advice, legal counselling and legal support to service contract negotiations and hearings; serves as the official legislative liaison to the Congress of the Philippines	200000100001000	34,320,000.00	0.00	34,320,000.00	34,320,000.00	0.00	0.00	0.00	34,320,000.00	7,732,695.80	9,042,192.07	8,636,048.93	8,909,093.20	34,320,000.00	4,911,543.52	11,558,049.03	7,686,541.33	9,376,152.73	33,532,286.61	0.00	0.00	187,713.39	600,000.00	
PS		30,375,000.00	0.00	30,375,000.00	30,375,000.00	0.00	0.00	0.00	30,375,000.00	6,693,583.35	8,435,500.02	6,476,500.02	8,789,416.61	30,375,000.00	4,372,416.67	10,756,666.70	6,476,500.02	8,727,833.24	30,333,416.63	0.00	0.00	41,583.37	0.00	
MOOE		3,945,000.00	0.00	3,945,000.00	3,945,000.00	0.00	0.00	0.00	3,945,000.00	1,039,082.45	906,892.05	2,159,548.91	139,676.59	3,945,000.00	539,126.85	801,382.33	1,210,041.31	648,319.49	3,198,869.98	0.00	0.00	146,130.02	600,000.00	
Formulation of policies, plans and programs relative to information and communications technology; geo-informatics and data information management. Ensure effective deployment, utilization and maintenance of ICT	200000100002000	122,326,000.00	0.00	122,326,000.00	122,326,000.00	0.00	0.00	0.00	122,326,000.00	14,758,107.66	42,589,564.92	10,503,887.25	54,458,697.15	122,311,256.98	4,769,422.04	42,761,892.58	14,941,161.21	28,798,992.94	81,271,268.77	0.00	14,743.02	29,852,468.21	1,187,520.00	
PS		29,812,000.00	10,539,050.00	40,351,050.00	29,812,000.00	10,539,050.00	0.00	0.00	40,351,050.00	6,579,000.03	8,252,250.04	6,371,125.04	19,148,674.89	40,351,050.00	4,278,500.01	10,552,750.06	6,371,125.04	19,108,508.26	40,308,683.37	0.00	0.00	42,166.83	0.00	
MOOE		92,514,000.00	(10,539,050.00)	81,974,950.00	92,514,000.00	(10,539,050.00)	0.00	0.00	81,974,950.00	8,180,107.63	34,337,314.88	4,132,762.21	35,310,022.26	81,960,206.98	490,922.03	32,208,942.52	8,570,036.17	9,882,484.66	50,962,385.40	0.00	14,743.02	29,810,301.58	1,187,520.00	
Provision and conduct of laboratory services in support of exploration and development of indigenous energy resources, as well as, to promote energy efficiency through research and calibration testing	20000010000300	46,815,000.00	0.00	46,815,000.00	46,815,000.00	0.00	0.00	0.00	46,815,000.00	7,903,080.78	13,437,989.64	11,825,743.69	13,648,185.89	46,815,000.00	5,054,859.95	11,996,618.83	9,719,585.26	17,146,266.87	43,919,130.91	0.00	0.00	730,330.64	2,185,538.45	
PS		32,815,000.00	0.00	32,815,000.00	32,815,000.00	0.00	0.00	0.00	32,815,000.00	7,220,666.69	9,002,000.03	8,889,500.03	9,502,833.25	32,815,000.00	4,648,833.34	11,573,833.38	6,889,900.03	9,456,333.25	32,568,500.00	0.00	0.00	46,500.00	0.00	
MOOE		14,200,000.00	0.00	14,200,000.00	14,200,000.00	0.00	0.00	0.00	14,200,000.00	692,414.09	4,435,989.61	4,936,243.66	4,145,352.64	14,200,000.00	405,826.61	422,785.45	2,830,685.23	7,691,933.62	11,350,630.91	0.00	0.00	683,830.64	2,185,538.45	

BMV

Department : Department of Energy (DOE)
 Agency/Entity : Office of the Secretary
 Operating Unit : < not applicable >
 Organization Code (UACS) : 09 001 0000000
 Fund Cluster : 01 - Regular Agency Fund

X	Current Year Appropriations
	Supplemental Appropriations
	Continuing Appropriations

(e.g. UACS Fund Cluster: 01-Regular Agency Fund, 02-Foreign Assisted Projects Fund, 03-Special Account-Locally Funded/Domestic Grants Fund, and 04-Special Account-Foreign Assisted/Foreign Grants Fund)

Particulars	UACS CODE	Appropriations			Allotments			Current Year Obligations				Current Year Disbursements				Balances							
		Authorized Appropriations	Adjustments (Transfer To/From, Modifications/Augmentations)	Adjusted Appropriations	Allotments Received	Adjustments (Reductions, Modifications/Augmentations)	Transfer To	Transfer From	Adjusted Allotments	1st Quarter Ending March 31	2nd Quarter Ending June 30	3rd Quarter Ending September 30	4th Quarter Ending December 31	Total	1st Quarter Ending March 31	2nd Quarter Ending June 30	3rd Quarter Ending September 30	4th Quarter Ending December 31	Total	Unreleased Appropriations	Unobligated Allotments	Unpaid Obligations (15-20)+(23+24)	
1	2	3	4	5=(3+4)	6	7	8	9	10=(8+(7-9))	11	12	13	14	15=(11+12+13+14)	16	17	18	19	20=(16+17+18+19)	21	22	Due and Demandable	Not Yet Due and Demandable
Extension and enhancement of energy resource exploration, development and utilization; and energy industry management and control activities in the areas of Luzon, Visayas and Mindanao	20000010000400	115,668,000.00	0.00	115,668,000.00	115,668,000.00	0.00	0.00	0.00	115,668,000.00	21,088,217.72	31,512,297.98	30,099,995.27	32,987,489.03	115,668,000.00	15,533,911.37	31,568,434.52	23,997,895.25	38,574,438.01	108,834,879.15	0.00	0.00	5,076,105.27	957,215.58
PS		61,534,000.00	658,000.00	62,392,000.00	61,534,000.00	658,000.00	0.00	0.00	62,392,000.00	13,575,249.99	17,022,999.99	13,028,499.99	18,765,250.03	62,392,000.00	9,803,618.46	20,794,631.52	13,028,499.99	18,677,500.03	62,304,250.00	0.00	0.00	87,750.00	0.00
MOOE		54,134,000.00	(658,000.00)	53,276,000.00	54,134,000.00	(658,000.00)	0.00	0.00	53,276,000.00	7,512,567.73	14,488,297.99	17,071,496.28	14,202,238.00	53,276,000.00	5,730,292.91	10,773,803.00	10,929,385.28	10,899,537.98	47,330,429.15	0.00	0.00	4,988,355.27	957,215.58
Sub-Total, Support to Operations		319,129,000.00	0.00	319,129,000.00	319,129,000.00	0.00	0.00	0.00	319,129,000.00	51,483,071.96	96,582,044.61	61,065,675.14	109,983,465.27	319,114,256.98	30,269,536.86	97,884,784.98	56,305,183.05	93,897,850.95	278,367,385.44	0.00	14,743.02	35,846,617.51	4,910,274.03
PS		154,336,000.00	11,387,050.00	165,733,050.00	154,336,000.00	11,387,050.00	0.00	0.00	165,733,050.00	34,060,500.06	42,712,750.08	32,785,625.08	58,198,174.78	165,733,050.00	23,103,368.48	53,877,881.66	32,785,625.08	55,968,174.78	165,515,050.00	0.00	0.00	218,000.00	0.00
MOOE		164,793,000.00	(11,387,050.00)	153,395,950.00	164,793,000.00	(11,387,050.00)	0.00	0.00	153,395,950.00	17,414,571.90	53,869,294.53	28,300,050.06	53,787,289.49	153,395,950.00	7,196,168.40	44,206,913.30	23,538,557.97	37,928,675.77	112,842,315.44	0.00	14,743.02	35,828,617.51	4,910,274.03
FinEx (if Applicable)		0.00	0.00	0.00	0.00	0.00	0.00	0.00	0.00	0.00	0.00	0.00	0.00	0.00	0.00	0.00	0.00	0.00	0.00	0.00	0.00	0.00	0.00
CO		0.00	0.00	0.00	0.00	0.00	0.00	0.00	0.00	0.00	0.00	0.00	0.00	0.00	0.00	0.00	0.00	0.00	0.00	0.00	0.00	0.00	0.00
Operations	30000000000000	532,899,000.00	0.00	532,899,000.00	532,899,000.00	0.00	0.00	0.00	532,899,000.00	105,936,430.00	130,485,121.24	131,488,543.21	161,523,088.61	528,413,183.08	77,413,088.27	123,420,555.81	114,606,253.18	188,022,480.21	501,464,386.45	0.00	3,485,616.94	19,730,638.13	8,218,158.48
OO - Required energy supply level attained		447,783,000.00	0.00	447,783,000.00	447,783,000.00	0.00	0.00	0.00	447,783,000.00	91,279,377.61	113,243,855.53	114,498,388.92	125,275,761.00	444,297,183.08	68,956,907.82	106,307,618.08	100,036,783.33	147,831,003.80	422,932,513.13	0.00	3,485,616.94	18,008,886.45	3,355,771.48
NATIONAL AND REGIONAL ENERGY PLANNING PROGRAM		74,537,000.00	0.00	74,537,000.00	74,537,000.00	0.00	0.00	0.00	74,537,000.00	18,336,624.04	20,378,014.48	13,586,090.36	22,245,587.88	74,526,316.78	10,624,115.88	21,505,271.65	15,321,500.96	22,061,299.82	89,512,186.38	0.00	10,883.24	4,094,205.08	919,923.29
PS		37,684,000.00	2,500,000.00	40,184,000.00	37,684,000.00	2,500,000.00	0.00	0.00	40,184,000.00	8,280,833.33	10,485,500.00	8,038,500.00	13,386,166.67	40,184,000.00	7,844,833.32	10,934,500.01	8,038,500.00	13,311,833.30	40,129,886.63	0.00	0.00	54,333.37	0.00
MOOE		36,853,000.00	(2,500,000.00)	34,353,000.00	36,853,000.00	(2,500,000.00)	0.00	0.00	34,353,000.00	10,042,790.71	9,892,514.48	5,527,590.36	8,879,421.21	34,342,316.76	2,779,282.54	10,570,771.64	7,283,000.96	8,749,466.82	29,382,521.78	0.00	10,883.24	4,039,871.71	919,923.29
CONVENTIONAL ENERGY DEVELOPMENT PROGRAM		55,016,000.00	0.00	55,016,000.00	55,016,000.00	0.00	0.00	0.00	55,016,000.00	10,106,537.85	15,130,877.56	11,018,916.40	18,741,313.91	54,997,645.72	8,636,286.26	12,248,887.02	12,031,048.74	18,658,566.40	52,572,589.51	0.00	18,354.28	2,169,456.21	255,600.00
Promotion of exploration, development and production of conventional energy resources		20,378,000.00	0.00	20,378,000.00	20,378,000.00	0.00	0.00	0.00	20,378,000.00	3,931,823.85	5,337,499.98	3,684,499.98	7,417,122.11	20,370,945.72	3,589,167.32	5,096,156.31	3,886,156.95	7,528,264.93	20,092,745.51	0.00	7,064.28	190,200.21	88,000.00
PS		17,130,000.00	475,000.00	17,605,000.00	17,130,000.00	475,000.00	0.00	0.00	17,605,000.00	3,754,916.65	4,763,499.98	3,624,499.98	5,482,083.36	17,605,000.00	3,561,333.32	4,857,083.31	3,624,499.98	5,436,500.02	17,579,416.83	0.00	0.00	25,583.37	0.00
MOOE		3,248,000.00	(475,000.00)	2,773,000.00	3,248,000.00	(475,000.00)	0.00	0.00	2,773,000.00	1,767,907.00	574,000.00	60,000.00	1,955,036.72	2,765,945.72	37,834.00	139,073.00	244,656.87	2,091,764.91	2,513,328.88	0.00	7,054.28	164,616.84	86,000.00
Supervision and regulation of exploration, development and production of conventional energy resources and technologies		34,638,000.00	0.00	34,638,000.00	34,638,000.00	0.00	0.00	0.00	34,638,000.00	6,174,714.20	9,793,377.58	7,334,416.42	11,324,191.80	34,626,700.00	5,037,118.94	7,150,530.71	8,161,892.79	12,130,301.56	32,479,844.00	0.00	11,300.00	1,979,256.00	167,600.00
PS		17,767,000.00	1,429,000.00	19,196,000.00	17,767,000.00	1,429,000.00	0.00	0.00	19,196,000.00	3,838,250.00	4,918,250.00	3,788,250.00	6,554,250.00	19,196,000.00	3,696,750.00	5,152,250.00	3,788,250.00	6,930,250.00	19,187,500.00	0.00	0.00	28,500.00	0.00
MOOE		16,871,000.00	(1,429,000.00)	15,442,000.00	16,871,000.00	(1,429,000.00)	0.00	0.00	15,442,000.00	2,239,464.20	4,875,127.58	3,546,166.42	4,789,941.80	15,430,700.00	1,340,368.94	1,966,280.71	4,373,642.79	5,800,051.58	13,312,344.00	0.00	11,300.00	1,950,750.00	167,600.00
RENEWABLE ENERGY DEVELOPMENT PROGRAM		129,747,000.00	0.00	129,747,000.00	129,747,000.00	0.00	0.00	0.00	129,747,000.00	30,012,957.92	30,054,091.79	34,055,180.55	33,068,501.43	127,190,711.89	23,048,015.26	30,512,547.87	37,124,340.04	30,743,378.68	121,429,279.85	0.00	2,556,288.31	5,545,756.55	215,673.29
Promotion of renewable energy (RE) resources		20,817,000.00	0.00	20,817,000.00	20,817,000.00	0.00	0.00	0.00	20,817,000.00	4,771,825.84	4,908,928.38	5,453,895.69	5,877,022.34	20,811,672.05	4,212,825.44	4,821,736.58	5,468,584.43	5,840,051.32	20,342,999.77	0.00	5,327.95	443,672.28	25,000.00
PS		13,905,000.00	0.00	13,905,000.00	13,905,000.00	0.00	0.00	0.00	13,905,000.00	3,068,416.65	3,845,999.98	2,932,999.98	4,057,563.39	13,905,000.00	2,879,833.32	4,034,583.31	2,932,999.98	4,237,000.02	13,884,416.63	0.00	0.00	20,883.37	0.00
MOOE		6,912,000.00	0.00	6,912,000.00	6,912,000.00	0.00	0.00	0.00	6,912,000.00	1,703,408.99	1,062,928.40	2,520,895.71	1,819,438.95	6,906,672.05	1,332,792.12	787,155.27	2,535,584.45	1,803,051.30	6,456,583.14	0.00	5,327.95	423,088.91	25,000.00
Supervision and regulation of exploration, development and utilization of RE resources and technologies		106,930,000.00	0.00	106,930,000.00	106,930,000.00	0.00	0.00	0.00	106,930,000.00	25,241,132.28	25,145,163.41	28,601,264.86	27,391,479.09	106,379,039.64	18,836,389.82	25,880,808.29	31,655,755.61	24,903,325.36	101,086,280.08	0.00	2,550,960.36	5,102,086.27	190,673.29
PS		70,622,000.00	0.00	70,622,000.00	70,622,000.00	0.00	0.00	0.00	70,622,000.00	15,582,333.34	15,522,500.01	14,982,993.95	20,534,172.70	70,622,000.00	14,692,333.33	20,412,500.02	14,982,993.95	20,433,836.33	70,521,866.63	0.00	0.00	100,333.37	0.00
MOOE		36,308,000.00	0.00	36,308,000.00	36,308,000.00	0.00	0.00	0.00	36,308,000.00	9,668,798.94	5,622,663.40	13,618,270.91	8,857,306.39	36,308,000.00	4,144,056.49	5,278,306.27	16,872,761.66	4,489,488.03	30,564,613.45	0.00	2,580,960.36	5,001,752.90	190,673.29
DOWNSTREAM ENERGY DEVELOPMENT PROGRAM		101,199,000.00	0.00	101,199,000.00	101,199,000.00	0.00	0.00	0.00	101,199,000.00	17,394,739.74	27,205,875.10	36,803,305.14	19,015,736.87	100,418,658.85	14,118,448.61	22,283,618.23	18,451,272.88	44,658,966.03	99,512,305.75	0.00	779,341.15	983,136.49	244,216.61

This report was generated using the Unified Reporting System on January 16, 2024 1:53 PM; Status : SUBMITTED

Department : Department of Energy (DOE)
 Agency/Entry : Office of the Secretary
 Operating Unit : < not applicable >
 Organization Code (UACS) : 09 001 0000000
 Fund Cluster : 01 - Regular Agency Fund

(e.g. UACS Fund Cluster: 01-Regular Agency Fund, 02-Foreign Assisted Projects Fund, 03-Special Account-Locally Funded/Domestic Grants Fund, and 04-Special Account-Foreign Assisted/Foreign Grants Fund)

X	Current Year Appropriations
	Supplemental Appropriations
	Continuing Appropriations

Particulars	UACS CODE	Appropriations				Allotments				Current Year Obligations					Current Year Disbursements					Balances			
		Authorized Appropriations	Adjustments (Transfer To/From, Modifications/ Augmentations)	Adjusted Appropriations	Allotments Received	Adjustments (Reductions, Modifications/ Augmentations)	Transfer To	Transfer From	Adjusted Allotments	1st Quarter Ending March 31	2nd Quarter Ending June 30	3rd Quarter Ending September 30	4th Quarter Ending December 31	Total	1st Quarter Ending March 31	2nd Quarter Ending June 30	3rd Quarter Ending September 30	4th Quarter Ending December 31	Total	Unreleased Appropriations	Unobligated Allotments	Unpaid Obligations (15-20)=(23+24)	
																						5=(2+4)	6
Promotion of plans and programs to ensure sustainable supply for the downstream oil and natural gas industries	310400100001000	11,677,000.00	0.00	11,677,000.00	11,677,000.00	0.00	0.00	0.00	2,757,883.84	3,107,487.54	2,247,073.84	2,965,901.76	11,188,048.98	2,427,132.85	3,267,924.36	2,349,065.99	2,891,273.44	10,935,396.86	0.00	508,953.02	55,806.03	177,044.29	
PS		9,642,000.00	0.00	9,642,000.00	9,642,000.00	0.00	0.00	0.00	9,642,000.00	2,120,418.66	2,658,749.99	2,022,249.99	2,840,563.38	9,942,000.00	2,014,916.67	2,764,249.99	2,022,249.99	2,827,416.73	9,628,833.37	0.00	0.00	13,186.83	0.00
MOOE		2,035,000.00	0.00	2,035,000.00	2,035,000.00	0.00	0.00	0.00	2,035,000.00	637,167.16	508,737.96	224,823.85	125,318.40	1,526,048.98	412,218.18	503,674.00	326,816.00	63,856.71	1,306,563.29	0.00	508,953.02	42,439.40	177,044.29
Supervision and regulation of the downstream oil and natural gas industries	310400100002000	89,522,000.00	0.00	89,522,000.00	89,522,000.00	0.00	0.00	0.00	89,522,000.00	14,837,155.90	24,008,387.56	34,566,231.30	16,049,837.11	89,251,811.87	11,891,315.76	19,015,983.85	16,102,208.80	41,767,692.59	88,578,909.08	0.00	270,388.13	607,530.46	67,172.32
PS		53,079,000.00	0.00	53,079,000.00	53,079,000.00	0.00	0.00	0.00	53,079,000.00	11,724,083.34	14,841,000.01	11,276,742.06	15,437,174.57	53,079,000.00	11,044,833.33	15,320,250.02	11,276,742.06	15,362,591.20	53,004,416.63	0.00	0.00	74,583.37	0.00
MOOE		36,443,000.00	0.00	36,443,000.00	36,443,000.00	0.00	0.00	0.00	36,443,000.00	2,813,072.56	9,367,387.56	23,279,489.22	612,662.54	36,172,611.87	646,482.43	3,895,443.83	4,825,464.81	26,405,101.39	35,572,492.46	0.00	270,388.13	532,947.09	67,172.32
ELECTRIC POWER INDUSTRY DEVELOPMENT PROGRAM		87,284,000.00	0.00	87,284,000.00	87,284,000.00	0.00	0.00	0.00	87,284,000.00	15,426,518.06	20,474,796.60	19,054,916.47	32,204,618.91	87,162,850.04	12,529,041.93	19,759,693.31	17,108,619.71	30,508,794.88	79,906,149.63	0.00	121,149.96	5,536,342.12	1,720,358.29
Management of the restructured electric power industry	310500100001000	87,284,000.00	0.00	87,284,000.00	87,284,000.00	0.00	0.00	0.00	87,284,000.00	15,426,518.06	20,474,796.60	19,054,916.47	32,204,618.91	87,162,850.04	12,529,041.93	19,759,693.31	17,108,619.71	30,508,794.88	79,906,149.63	0.00	121,149.96	5,536,342.12	1,720,358.29
PS		53,976,000.00	2,600,000.00	56,576,000.00	53,976,000.00	2,600,000.00	0.00	0.00	56,576,000.00	11,917,186.87	14,947,250.01	11,628,063.07	16,085,520.25	56,576,000.00	11,219,249.99	15,645,166.69	11,626,063.07	18,009,270.25	56,499,750.00	0.00	0.00	76,250.00	0.00
MOOE		33,308,000.00	(2,600,000.00)	30,708,000.00	33,308,000.00	(2,600,000.00)	0.00	0.00	30,708,000.00	3,511,351.39	5,527,546.59	7,428,853.40	14,119,098.66	30,886,850.04	1,309,791.94	4,114,526.62	5,482,556.64	12,499,524.43	23,406,399.63	0.00	121,149.96	5,460,092.12	1,720,358.29
CO: Sustainable consumption of energy promoted and achieved ENERGY EFFICIENCY AND CONSERVATION PROGRAM		85,116,000.00	0.00	85,116,000.00	85,116,000.00	0.00	0.00	0.00	85,116,000.00	14,657,052.39	17,221,465.71	18,990,154.29	36,247,327.61	85,116,000.00	6,456,180.35	17,112,737.73	14,571,469.83	38,391,495.41	78,531,873.32	0.00	0.00	1,721,739.68	4,862,387.00
Supervision, development and implementation of energy efficiency and conservation programs (EECP) and projects	320100100001000	71,264,000.00	0.00	71,264,000.00	71,264,000.00	0.00	0.00	0.00	71,264,000.00	12,375,681.52	14,730,030.22	14,162,859.56	29,975,428.70	71,264,000.00	7,017,647.22	14,282,145.07	12,768,275.17	31,527,107.99	65,615,175.45	0.00	0.00	906,437.55	4,742,387.00
PS		37,965,000.00	0.00	37,965,000.00	37,965,000.00	0.00	0.00	0.00	37,965,000.00	8,479,558.93	11,410,589.29	6,553,862.47	11,520,989.31	37,965,000.00	4,851,304.95	10,058,714.24	9,727,437.42	9,243,564.80	33,952,021.41	0.00	0.00	778,778.59	3,204,200.00
MOOE		22,196,000.00	0.00	22,196,000.00	22,196,000.00	0.00	0.00	0.00	22,196,000.00	4,894,666.58	6,164,249.99	4,804,249.99	6,332,833.36	22,196,000.00	4,628,416.67	6,430,499.98	8,094,249.99	8,301,916.73	22,165,083.37	0.00	0.00	30,916.63	0.00
Promotion of EECP activities and projects	320100100002000	15,210,000.00	0.00	15,210,000.00	15,210,000.00	0.00	0.00	0.00	15,210,000.00	2,288,062.05	2,392,354.48	6,612,022.73	3,919,560.74	15,210,000.00	1,274,801.73	2,557,824.38	2,031,014.74	9,054,361.21	14,917,992.06	0.00	0.00	53,607.94	238,200.00
PS		4,728,000.00	0.00	4,728,000.00	4,728,000.00	0.00	0.00	0.00	4,728,000.00	1,038,583.32	1,311,740.98	1,007,749.98	1,367,916.72	4,728,000.00	981,250.00	1,388,063.30	1,007,749.99	1,360,916.72	4,719,000.00	0.00	0.00	7,000.00	0.00
MOOE		10,484,000.00	0.00	10,484,000.00	10,484,000.00	0.00	0.00	0.00	10,484,000.00	1,247,478.73	1,080,604.50	5,604,272.75	2,551,644.02	10,484,000.00	293,551.73	1,169,760.68	1,023,264.76	7,693,434.49	10,198,992.06	0.00	0.00	46,807.94	238,200.00
Conduct of energy audit services	320100100003000	18,089,000.00	0.00	18,089,000.00	18,089,000.00	0.00	0.00	0.00	18,089,000.00	1,610,090.54	927,086.45	1,016,974.36	14,534,878.65	18,089,000.00	791,540.54	1,664,606.45	1,029,823.01	13,229,191.98	16,715,161.98	0.00	0.00	73,851.02	1,299,967.00
PS		2,934,000.00	0.00	2,934,000.00	2,934,000.00	0.00	0.00	0.00	2,934,000.00	651,750.01	807,000.01	823,000.01	852,249.97	2,934,000.00	605,500.01	853,250.01	823,000.01	847,999.97	2,929,750.00	0.00	0.00	4,250.00	0.00
MOOE		15,155,000.00	0.00	15,155,000.00	15,155,000.00	0.00	0.00	0.00	15,155,000.00	958,310.53	120,086.44	363,974.35	13,682,628.68	15,155,000.00	186,040.53	811,356.44	408,823.00	12,381,192.01	13,785,411.98	0.00	0.00	69,601.02	1,299,967.00
ALTERNATIVE FUELS AND TECHNOLOGIES PROGRAM		13,852,000.00	0.00	13,852,000.00	13,852,000.00	0.00	0.00	0.00	13,852,000.00	2,281,370.87	2,491,435.49	2,807,294.73	6,271,898.91	13,852,000.00	1,438,533.13	2,630,592.66	1,763,194.66	6,964,377.42	12,916,897.87	0.00	0.00	815,302.13	120,000.00
Promotion of research, development, demonstration and utilization of alternative fuels and technologies	320200100001000	13,852,000.00	0.00	13,852,000.00	13,852,000.00	0.00	0.00	0.00	13,852,000.00	2,281,370.87	2,491,435.49	2,807,294.73	6,271,898.91	13,852,000.00	1,438,533.13	2,630,592.66	1,763,194.66	6,964,377.42	12,916,897.87	0.00	0.00	815,302.13	120,000.00
PS		5,440,000.00	0.00	5,440,000.00	5,440,000.00	0.00	0.00	0.00	5,440,000.00	1,195,166.65	1,510,249.98	1,167,249.98	1,567,333.39	5,440,000.00	1,136,916.66	1,568,499.97	1,167,249.98	1,559,418.76	5,432,083.37	0.00	0.00	7,916.63	0.00
MOOE		8,412,000.00	0.00	8,412,000.00	8,412,000.00	0.00	0.00	0.00	8,412,000.00	1,086,204.22	981,185.51	1,640,044.75	4,704,565.52	8,412,000.00	301,616.47	1,062,092.69	615,944.68	5,304,968.66	7,484,814.50	0.00	0.00	807,385.50	120,000.00
Sub-Total, Operations		532,899,000.00	0.00	532,899,000.00	532,899,000.00	0.00	0.00	0.00	532,899,000.00	105,936,430.00	130,465,121.24	131,488,543.21	161,523,066.61	528,413,183.06	77,413,088.27	123,420,555.81	114,608,253.16	166,022,489.21	501,464,386.45	0.00	3,485,816.94	19,730,638.13	8,218,158.48
PS		309,101,000.00	7,004,000.00	316,105,000.00	309,101,000.00	7,004,000.00	0.00	0.00	316,105,000.00	68,176,583.28	85,575,989.94	85,894,549.01	96,457,867.77	316,105,000.00	84,306,166.62	89,441,916.60	85,894,549.01	96,018,351.03	315,661,583.26	0.00	0.00	443,416.74	0.00
MOOE		223,798,000.00	(7,004,000.00)	216,794,000.00	223,798,000.00	(7,004,000.00)	0.00	0.00	216,794,000.00	37,759,846.72	44,889,121.30	45,593,994.20	65,065,220.84	213,308,183.06	13,106,921.65	33,978,639.21	28,713,704.15	90,003,538.18	185,802,803.19	0.00	3,485,816.94	19,287,221.39	8,218,158.48
FinEx (if Applicable)		0.00	0.00	0.00	0.00	0.00	0.00	0.00	0.00	0.00	0.00	0.00	0.00	0.00	0.00	0.00	0.00	0.00	0.00	0.00	0.00	0.00	0.00
CO		0.00	0.00	0.00	0.00	0.00	0.00	0.00	0.00	0.00	0.00	0.00	0.00	0.00	0.00	0.00	0.00	0.00	0.00	0.00	0.00	0.00	0.00

This report was generated using the Unified Reporting System on January 16, 2024 1:53 PM; Status : SUBMITTED

Department : Department of Energy (DOE)
 Agency/Entity : Office of the Secretary
 Operating Unit : < not applicable >
 Organization Code (UACS) : 09 001 0000000
 Fund Cluster : 01 - Regular Agency Fund

X	Current Year Appropriations
	Supplemental Appropriations
	Continuing Appropriations

(e.g. UACS Fund Cluster: 01-Regular Agency Fund, 02-Foreign Assisted Projects Fund, 03-Special Account-Locally Funded/Domestic Grants Fund, and 04-Special Account-Foreign Assisted/Foreign Grants Fund)


Particulars	UACS CODE	Appropriations				Allotments				Current Year Obligations					Current Year Disbursements					Balances					
		Authorized	Adjustments	Adjusted	Allotments	Adjustments	Transfer To	Transfer From	Adjusted	1st Quarter	2nd Quarter	3rd Quarter	4th Quarter	Total	1st Quarter	2nd Quarter	3rd Quarter	4th Quarter	Total	Unreleased	Unobligated	Unpaid Obligations			
		Appropriations	(Transfer To/From, Modifications/ Augmentations)	Appropriations		(Reductions, Modifications/ Augmentations)																Alotments Received	Alotments	Alotments	Ending March 31
1	2	3	4	5=(3+4)	6	7	8	9	10=(8+1)-(7+9)	11	12	13	14	15=(11+12)-(13+14)	16	17	18	19	20=(16+17)-(18+19)	21	22	23	24		
Sub-Total I Agency Specific Budget		1,320,735,000.00	0.00	1,320,735,000.00	1,320,735,000.00	0.00	0.00	0.00	0.00	1,320,735,000.00	219,919,644.48	424,396,660.71	270,608,637.89	399,117,038.87	1,314,041,881.75	142,875,414.87	346,191,125.74	269,241,077.66	432,619,703.40	1,190,127,321.67	0.00	6,693,118.26	106,193,096.79	17,721,463.29	
PS		674,265,000.00	26,340,000.00	700,605,000.00	674,265,000.00	26,340,000.00	0.00	0.00	0.00	700,605,000.00	128,147,365.90	185,056,461.77	144,584,809.00	242,668,461.83	700,458,918.28	104,449,269.83	209,049,275.16	144,551,379.97	236,508,802.59	695,558,727.35	0.00	146,081.72	4,900,190.63	0.00	
MOOE		646,470,000.00	(26,340,000.00)	620,130,000.00	646,470,000.00	(26,340,000.00)	0.00	0.00	0.00	620,130,000.00	91,772,290.89	239,338,678.94	126,024,028.60	156,448,575.04	613,582,963.47	38,426,145.24	138,141,850.58	123,689,697.69	194,310,900.81	494,568,984.32	0.00	6,547,036.53	101,292,905.86	17,721,463.29	
FinEx (if Applicable)		0.00	0.00	0.00	0.00	0.00	0.00	0.00	0.00	0.00	0.00	0.00	0.00	0.00	0.00	0.00	0.00	0.00	0.00	0.00	0.00	0.00	0.00	0.00	
CO		0.00	0.00	0.00	0.00	0.00	0.00	0.00	0.00	0.00	0.00	0.00	0.00	0.00	0.00	0.00	0.00	0.00	0.00	0.00	0.00	0.00	0.00	0.00	
II. Automatic Appropriations		60,737,000.00	0.00	60,737,000.00	60,737,000.00	0.00	0.00	0.00	0.00	60,737,000.00	8,822,141.35	13,429,624.86	15,980,221.40	20,452,323.41	58,684,311.62	0.00	22,251,766.21	15,980,221.40	20,452,323.41	58,684,311.62	0.00	2,052,688.98	0.00	0.00	
Specific Budgets of National Government Agencies		60,737,000.00	0.00	60,737,000.00	60,737,000.00	0.00	0.00	0.00	0.00	60,737,000.00	8,822,141.35	13,429,624.86	15,980,221.40	20,452,323.41	58,684,311.62	0.00	22,251,766.21	15,980,221.40	20,452,323.41	58,684,311.62	0.00	2,052,688.98	0.00	0.00	
Retirement and Life Insurance Premiums		60,737,000.00	0.00	60,737,000.00	60,737,000.00	0.00	0.00	0.00	0.00	60,737,000.00	8,822,141.35	13,429,624.86	15,980,221.40	20,452,323.41	58,684,311.62	0.00	22,251,766.21	15,980,221.40	20,452,323.41	58,684,311.62	0.00	2,052,688.98	0.00	0.00	
PS		60,737,000.00	0.00	60,737,000.00	60,737,000.00	0.00	0.00	0.00	0.00	60,737,000.00	8,822,141.35	13,429,624.86	15,980,221.40	20,452,323.41	58,684,311.62	0.00	22,251,766.21	15,980,221.40	20,452,323.41	58,684,311.62	0.00	2,052,688.98	0.00	0.00	
Sub-total II. Automatic Appropriations		60,737,000.00	0.00	60,737,000.00	60,737,000.00	0.00	0.00	0.00	0.00	60,737,000.00	8,822,141.35	13,429,624.86	15,980,221.40	20,452,323.41	58,684,311.62	0.00	22,251,766.21	15,980,221.40	20,452,323.41	58,684,311.62	0.00	2,052,688.98	0.00	0.00	
PS		60,737,000.00	0.00	60,737,000.00	60,737,000.00	0.00	0.00	0.00	0.00	60,737,000.00	8,822,141.35	13,429,624.86	15,980,221.40	20,452,323.41	58,684,311.62	0.00	22,251,766.21	15,980,221.40	20,452,323.41	58,684,311.62	0.00	2,052,688.98	0.00	0.00	
MOOE		0.00	0.00	0.00	0.00	0.00	0.00	0.00	0.00	0.00	0.00	0.00	0.00	0.00	0.00	0.00	0.00	0.00	0.00	0.00	0.00	0.00	0.00	0.00	0.00
FinEx		0.00	0.00	0.00	0.00	0.00	0.00	0.00	0.00	0.00	0.00	0.00	0.00	0.00	0.00	0.00	0.00	0.00	0.00	0.00	0.00	0.00	0.00	0.00	
CO		0.00	0.00	0.00	0.00	0.00	0.00	0.00	0.00	0.00	0.00	0.00	0.00	0.00	0.00	0.00	0.00	0.00	0.00	0.00	0.00	0.00	0.00	0.00	
III. Special Purpose Fund		50,758,383.00	0.00	50,758,383.00	50,758,383.00	0.00	0.00	0.00	0.00	50,758,383.00	3,380,118.88	26,870,309.76	6,602,859.81	13,900,337.27	90,553,625.72	2,798,697.59	26,399,249.14	6,719,325.10	13,834,303.67	49,751,575.80	0.00	104,757.28	902,050.22	0.00	
Miscellaneous Personnel Benefits Fund		0.00	21,744,016.00	21,744,016.00	0.00	21,744,016.00	0.00	0.00	0.00	21,744,016.00	0.00	21,152,127.87	398,037.68	94,096.32	21,644,263.67	0.00	20,099,645.76	514,502.97	128,064.72	20,742,213.45	0.00	99,752.33	902,050.22	0.00	
PS		0.00	21,744,016.00	21,744,016.00	0.00	21,744,016.00	0.00	0.00	0.00	21,744,016.00	0.00	21,152,127.87	398,037.68	94,096.32	21,644,263.67	0.00	20,099,645.76	514,502.97	128,064.72	20,742,213.45	0.00	99,752.33	902,050.22	0.00	
Pension and Gratuity Fund		0.00	28,913,382.00	28,913,382.00	0.00	28,913,382.00	0.00	0.00	0.00	28,913,382.00	3,380,118.88	5,718,182.00	6,204,822.13	13,610,253.95	28,913,377.05	2,798,697.59	6,296,603.38	6,204,822.13	13,610,253.95	28,913,377.05	0.00	4.95	0.00	0.00	
PS		0.00	28,913,382.00	28,913,382.00	0.00	28,913,382.00	0.00	0.00	0.00	28,913,382.00	3,380,118.88	5,718,182.00	6,204,822.13	13,610,253.95	28,913,377.05	2,798,697.59	6,296,603.38	6,204,822.13	13,610,253.95	28,913,377.05	0.00	4.95	0.00	0.00	
Miscellaneous Personnel Benefits Fund-Staffing Modifications/ Upgrading of Salaries (Civilian)		0.00	100,985.00	100,985.00	0.00	100,985.00	0.00	0.00	0.00	100,985.00	0.00	0.00	0.00	99,985.00	99,985.00	0.00	0.00	0.00	99,985.00	99,985.00	0.00	5,000.00	0.00	0.00	
PS		0.00	100,985.00	100,985.00	0.00	100,985.00	0.00	0.00	0.00	100,985.00	0.00	0.00	0.00	99,985.00	99,985.00	0.00	0.00	0.00	99,985.00	99,985.00	0.00	5,000.00	0.00	0.00	
Sub-Total III. Special Purpose Fund		50,758,383.00	0.00	50,758,383.00	50,758,383.00	0.00	0.00	0.00	0.00	50,758,383.00	3,380,118.88	26,870,309.76	6,602,859.81	13,900,337.27	90,553,625.72	2,798,697.59	26,399,249.14	6,719,325.10	13,834,303.67	49,751,575.80	0.00	104,757.28	902,050.22	0.00	
PS		0.00	50,758,383.00	50,758,383.00	0.00	50,758,383.00	0.00	0.00	0.00	50,758,383.00	3,380,118.88	26,870,309.76	6,602,859.81	13,900,337.27	90,553,625.72	2,798,697.59	26,399,249.14	6,719,325.10	13,834,303.67	49,751,575.80	0.00	104,757.28	902,050.22	0.00	
MOOE		0.00	0.00	0.00	0.00	0.00	0.00	0.00	0.00	0.00	0.00	0.00	0.00	0.00	0.00	0.00	0.00	0.00	0.00	0.00	0.00	0.00	0.00	0.00	
FinEx		0.00	0.00	0.00	0.00	0.00	0.00	0.00	0.00	0.00	0.00	0.00	0.00	0.00	0.00	0.00	0.00	0.00	0.00	0.00	0.00	0.00	0.00	0.00	
CO		0.00	0.00	0.00	0.00	0.00	0.00	0.00	0.00	0.00	0.00	0.00	0.00	0.00	0.00	0.00	0.00	0.00	0.00	0.00	0.00	0.00	0.00	0.00	
IV. Reversion of the Unobligated Allotments charged against R.A. Nos. 11448 and 11494		0.00	0.00	0.00	0.00	0.00	0.00	0.00	0.00	0.00	0.00	0.00	0.00	0.00	0.00	0.00	0.00	0.00	0.00	0.00	0.00	0.00	0.00	0.00	
GRAND TOTAL		1,381,473,066.00	50,758,383.00	1,432,231,449.00	1,381,472,000.00	50,758,383.00	0.00	0.00	0.00	1,432,231,449.00	232,121,906.72	484,696,496.33	293,191,718.89	433,369,697.58	1,423,379,818.48	145,674,112.48	354,842,141.89	290,948,824.16	487,108,330.48	1,298,563,208.19	0.00	8,890,564.51	107,095,147.91	17,721,463.29	
PS		735,002,000.00	77,098,383.00	812,100,383.00	735,002,000.00	77,098,383.00	0.00	0.00	0.00	812,100,383.00	140,348,825.83	225,358,416.39	167,167,990.29	276,921,122.51	809,706,855.02	107,247,967.22	256,700,290.51	167,250,926.47	272,795,429.67	803,994,613.87	0.00	2,300,527.98	5,802,241.15	17,721,463.29	
MOOE		646,470,000.00	(26,340,000.00)	620,130,000.00	646,470,000.00	(26,340,000.00)	0.00	0.00	0.00	620,130,000.00	91,772,290.89	239,338,678.94	126,024,028.60	156,448,575.04	613,582,963.47	38,426,145.24	138,141,850.58	123,689,697.69	194,310,900.81	494,568,984.32	0.00	6,547,036.53	101,292,905.86	17,721,463.29	
Recapitulation by OO:																									
I. Agency Specific Budget		532,899,000.00	0.00	532,899,000.00	532,899,000.00	0.00	0.00	0.00	0.00	532,899,000.00	105,936,430.00	130,465,121.24	131,468,543.21	161,523,068.61	526,413,163.06	77,413,089.27	123,420,555.81	114,608,253.16	156,022,489.21	501,464,386.45	0.00	3,485,616.94	19,730,836.13	8,218,158.48	
ENERGY EFFICIENCY AND CONSERVATION PROGRAM		71,264,000.00	0.00	71,264,000.00	71,264,000.00	0.00	0.00	0.00	0.00	71,264,000.00	12,375,681.52	14,730,030.22	14,182,859.56	20,975,429.70	71,264,000.00	7,017,647.22	14,282,145.07	12,788,275.17	31,527,107.99	65,615,175.45	0.00	0.00			


Department : Department of Energy (DOE)
 Agency/Entity : Office of the Secretary
 Operating Unit : < not applicable >
 Organization Code (UACS) : 09 001 0000000
 Fund Cluster : 01 - Regular Agency Fund


Current Year Appropriations
 Supplemental Appropriations
 Continuing Appropriations


(e.g. UACS Fund Cluster: 01-Regular Agency Fund, 02-Foreign Assisted Projects Fund, 03-Special Account-Locally Funded/Domestic Grants Fund, and 04-Special Account-Foreign Assisted/Foreign Grants Fund)

Particulars	UACS CODE	Appropriations			Allotments		Current Year Obligations					Current Year Disbursements				Balances							
		Authorized Appropriations	Adjustments (Transfer To/From, Modifications/Augmentations)	Adjusted Appropriations	Allotments Received	Adjustments (Reductions, Modifications/Augmentations)	Transfer To	Transfer From	Adjusted Allotments	1st Quarter Ending March 31	2nd Quarter Ending June 30	3rd Quarter Ending September 30	4th Quarter Ending December 31	Total	1st Quarter Ending March 31	2nd Quarter Ending June 30	3rd Quarter Ending September 30	4th Quarter Ending December 31	Total	Unreleased Appropriations	Unobligated Allotments	Unpaid Obligations (15-20)+(23-24)	
1	2	3	4	5=(3+4)	6	7	8	9	10=(8+9)-8+9	11	12	13	14	15=(11+12+13+14)	16	17	18	19	20=(16+17+18+19)	21	22	23	24
DOWNSTREAM ENERGY DEVELOPMENT PROGRAM		101,199,000.00	0.00	101,199,000.00	101,199,000.00	0.00	0.00	0.00	101,199,000.00	17,364,739.74	27,205,875.10	36,803,305.14	19,015,738.87	100,419,658.85	14,118,448.81	22,283,618.23	18,451,272.88	44,658,965.03	99,512,305.75	0.00	779,341.15	963,136.49	244,216.61
CONVENTIONAL ENERGY DEVELOPMENT PROGRAM		55,016,000.00	0.00	55,016,000.00	55,016,000.00	0.00	0.00	0.00	55,016,000.00	10,106,537.85	15,130,877.56	11,018,916.40	18,741,313.91	54,997,645.72	8,636,286.26	12,246,687.02	12,031,048.74	19,658,566.49	52,572,589.51	0.00	18,354.28	2,186,456.21	255,800.00
ALTERNATIVE FUELS AND TECHNOLOGIES PROGRAM		13,852,000.00	0.00	13,852,000.00	13,852,000.00	0.00	0.00	0.00	13,852,000.00	2,281,370.87	2,491,435.49	2,807,294.73	6,271,898.91	13,852,000.00	1,438,533.13	2,830,592.66	1,783,194.66	6,864,377.42	12,916,697.87	0.00	0.00	815,302.13	120,000.00
ELECTRIC POWER INDUSTRY DEVELOPMENT PROGRAM		87,284,000.00	0.00	87,284,000.00	87,284,000.00	0.00	0.00	0.00	87,284,000.00	15,428,518.06	20,474,796.60	19,054,916.47	32,204,618.91	87,162,850.04	12,529,041.93	19,759,863.31	17,108,618.71	30,508,794.68	79,906,149.63	0.00	121,149.96	5,536,342.12	1,720,358.29
RENEWABLE ENERGY DEVELOPMENT PROGRAM		129,747,000.00	0.00	129,747,000.00	129,747,000.00	0.00	0.00	0.00	129,747,000.00	30,012,957.92	30,054,091.79	34,955,160.55	33,068,501.43	127,190,711.69	23,049,015.28	30,512,547.87	37,124,340.04	30,743,378.68	121,429,278.85	0.00	2,596,288.31	5,545,758.55	215,873.29
NATIONAL AND REGIONAL ENERGY PLANNING PROGRAM		74,537,000.00	0.00	74,537,000.00	74,537,000.00	0.00	0.00	0.00	74,537,000.00	18,336,624.04	20,378,014.48	13,566,090.36	22,245,587.88	74,526,316.76	10,824,115.86	21,505,271.65	15,321,500.96	22,061,296.92	69,512,188.30	0.00	10,883.24	4,094,205.08	919,923.29

Certified Correct:

 RYAN S. DOMASIG
 OIC-CHIEF, BUDGET DIVISION
 Date: January 16, 2024 01:42 PM

Certified Correct:

 HELEN C. ROLDAN
 OIC-CHIEF, ACCOUNTING DIVISION
 Date: January 16, 2024 01:42 PM

Recommending Approval By:

 AGUSTUS CESAR A. NAVARRO
 DIRECTOR, FINANCIAL SERVICES
 Date: January 16, 2024 01:42 PM

Approved By:

 RAPHAEL P. M. LOTILLA
 SECRETARY
 Date: January 16, 2024 01:42 PM

