

DOE PERFORMANCE DASHBOARD

FY 2022 Actual vs Targets

National & Regional Energy Planning	Targets		Actual		Conventional Energy Development Program	Targets		Actual		Renewable Energy Program	Targets		Actual				
Energy plans prepared and updated	1		0		IECs and other promotional activities conducted	15		23		IECs and other promotional activities conducted	82		91				
Statistical research and studies prepared/updated	60		68		Contracts and/or circulars drafted, prepared and reviewed	7		12		Inspections conducted	332		708				
% of project evaluation and monitoring conducted on time	75%		80%		Monitoring/inspection activities conducted	298		461		% of issuances and permits issued on time	84%		100%				
CEPNS applications processed/evaluated	20		0														
EPPB RELEASED ALLOCATION:				In '000		ERDB RELEASED ALLOCATION:				In '000		REMB RELEASED ALLOCATION:				In '000	
Php 78,767						Php 47,483						Php 56,429					
Obligation Php 52,113		Disbursement Php 34,262				Obligation Php 28,560		Disbursement Php 20,420				Obligation Php 51,751		Disbursement Php 42,916			

Obligation : % of Obligation to Allocation | Disbursement: % of Disbursement to Allocation

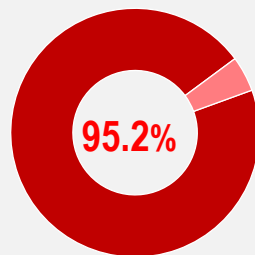
DOE PERFORMANCE DASHBOARD

FY 2022 Actual vs Targets

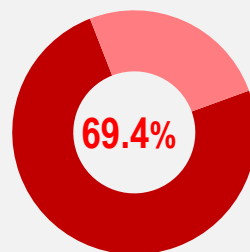
Downstream Energy Development Program	Targets		Actual	
	Targets	Actual	Targets	Actual
IECs and other promotional activities conducted	7	13		
Field work activities and operational monitoring activities conducted	693	727		
Issuances/permits/standards drafted and issued	4,022	12,567		
Plans and policies updated/formulated, monitored and recommended	5	9		

Electric Power Industry Development Program	Targets		Actual	
	Targets	Actual	Targets	Actual
IEC activities, promotional events and public consultations conducted	39	57		
Plans prepared, updated and disseminated	4	6		
Policies prepared, recommended and/or adopted	8	37		
Applications for COE for investment in the energy sector processed	128	400		

OIMB RELEASED ALLOCATION: Php 58,911 In '000

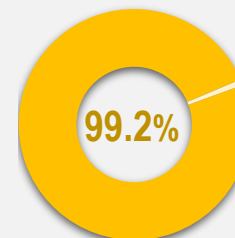


Obligation
Php 56,076

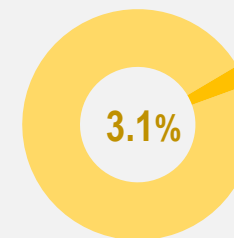


Disbursement
Php 38,892

EPIMB RELEASED ALLOCATION: Php 537,530 In '000



Obligation
Php 533,062



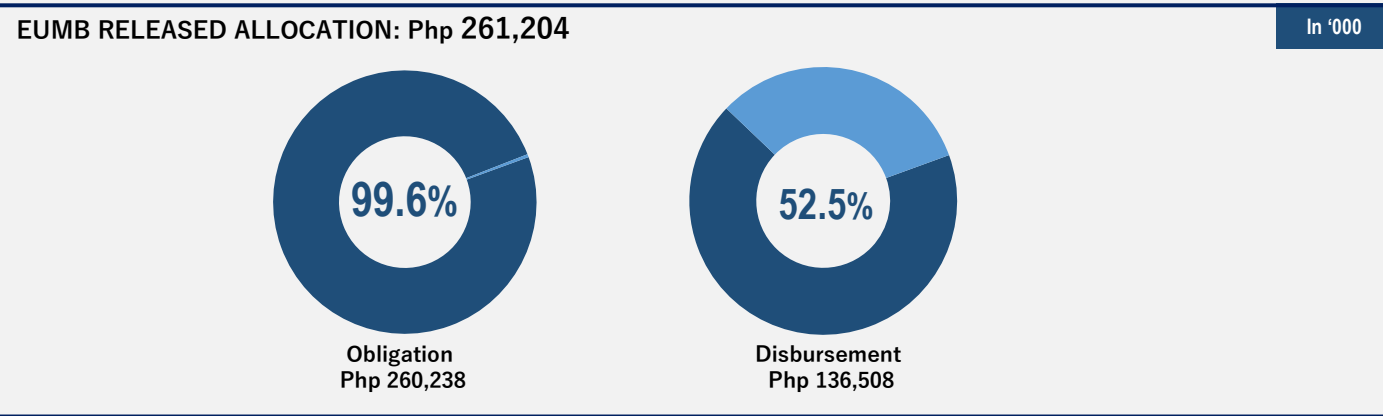
Disbursement
Php 16,410

DOE PERFORMANCE DASHBOARD

FY 2022 Actual vs Targets

Energy Efficiency and Conservation Program	Targets		Actual	
	Targets	Actual	Targets	Actual
IECs/promotional events conducted	33	45	7	14
Energy audits in government agencies conducted on time	76	81	8	71
			4	9

Alternative Fuels and Technologies Program	Targets		Actual	
	Targets	Actual	Targets	Actual
IECs/promotional activities conducted	7	14	8	71
Technical assistance/evaluation completed on time	8	71	4	9
Policies formulated or permits issued on time	4	9		



Obligation : % of Obligation to Allocation | Disbursement: % of Disbursement to Allocation