


**QUARTERLY REPORT OF REVENUE AND OTHER RECEIPTS**  
**As at the Quarter Ending December 31, 2023**


Department : Department of Energy (DOE)  
 Agency/Entity : Office of the Secretary  
 Operating Unit : < not applicable >  
 Organization Code (UACS) : 09 001 0000000  
 Fund Cluster : 03 - Special Account - Locally Funded/Domestic Grants Fund

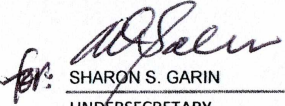
Classification/Sources of Revenue and Other Receipts	UACS CODE	REVENUE TARGET (Annual) per BESF	Actual Revenue and Other Receipts Collections					Cumulative Remittance/Deposits to Date			Variance		Remarks
			1st Quarter Ending March 31	2nd Quarter Ending June 30	3rd Quarter Ending September 30	4th Quarter Ending December 31	Total	Remittance to BTr	Deposited with AGDB	Total	Amount	%	
			4	5	6	7	8=(4+5+6+7)	9	10	11=(9+10)	12=(8-3)	13=(12/3)	
<b>Special Account - Locally Funded/Domestic Grants Fund</b>		<b>27,835,806,000.00</b>	<b>8,902,461,917.74</b>	<b>5,662,592,908.89</b>	<b>9,760,855,493.94</b>	<b>4,445,781,967.61</b>	<b>28,771,692,288.18</b>	<b>28,602,341,492.83</b>	<b>0.00</b>	<b>28,602,341,492.83</b>	<b>935,886,288.18</b>	<b>3 %</b>	
Revenue Collections		27,835,806,000.00	8,900,960,514.80	5,662,586,205.82	9,760,608,258.31	4,431,734,383.80	28,755,889,362.73	28,589,920,596.45	0.00	28,589,920,596.45	920,083,362.73	3 %	
Cash Revenue		27,835,806,000.00	8,900,960,514.80	5,662,586,205.82	9,760,608,258.31	4,431,734,383.80	28,755,889,362.73	28,589,920,596.45	0.00	28,589,920,596.45	920,083,362.73	3 %	
Non-Tax		27,835,806,000.00	8,900,960,514.80	5,662,586,205.82	9,760,608,258.31	4,431,734,383.80	28,755,889,362.73	28,589,920,596.45	0.00	28,589,920,596.45	920,083,362.73	3 %	
Other Permit Fees	4020101099	816,000.00	293,500.00	553,750.00	325,900.00	193,300.00	1,366,450.00	1,371,550.00	0.00	1,371,550.00	550,450.00	67 %	
Registration Fees	4020102000	0.00	415,450.00	550,350.00	949,450.00	854,450.00	2,769,700.00	2,704,250.00	0.00	2,704,250.00	2,769,700.00	0 %	
Certification Fees	4020104002	2,823,000.00	2,194,500.00	4,071,800.00	24,936,850.00	7,223,700.00	38,426,850.00	38,446,550.00	0.00	38,446,550.00	35,603,850.00	1,261 %	
Licensing Fees	4020106000	0.00	99,000.00	3,854,000.00	28,286,001.00	6,595,500.00	38,834,501.00	38,740,001.00	0.00	38,740,001.00	38,834,501.00	0 %	
Other Verification and Authentication Fees	4020111099	298,000.00	21,200.00	15,350.00	62,050.00	11,850.00	110,450.00	109,900.00	0.00	109,900.00	(187,550.00)	-63 %	
Other Processing Fees	4020113099	16,053,000.00	5,134,151.47	6,356,240.29	8,451,824.27	5,975,140.47	25,917,356.50	25,858,831.89	0.00	25,858,831.89	9,864,356.50	61 %	
Fines and Penalties - Service Income	4020114000	5,650,000.00	5,725,505.66	4,298,837.66	7,289,068.68	5,665,034.34	22,978,446.34	22,812,247.67	0.00	22,812,247.67	17,328,446.34	307 %	
Other Service Income	4020199099	261,271,000.00	106,029,302.71	64,461,370.62	82,886,291.99	103,330,902.45	356,707,867.77	334,733,618.36	0.00	334,733,618.36	95,436,867.77	37 %	Amount encoded in "Remittance to BTr" column is net of prior years adjustments due to over remittance amounting P7,687,902.78 Collections were deposited under BTr-Regular Fund
Interest on Advances to GOCCs	4020221002	0.00	10,564.33	3,376.04	0.00	28,726.04	42,666.41	45,420.26	0.00	45,420.26	42,666.41	0 %	
Other Business Income	4020299099	0.00	0.00	100,800,000.00	0.00	0.00	100,800,000.00	100,800,000.00	0.00	100,800,000.00	100,800,000.00	0 %	
Share from National Wealth	4040101000	27,548,895,000.00	8,781,037,340.63	5,477,621,131.21	9,606,369,600.70	4,301,855,770.00	28,166,883,842.54	28,023,246,995.10	0.00	28,023,246,995.10	617,988,842.54	2 %	Collections are gross of 40% LGU shares. Collections were deposited under BTr-Regular Fund
Miscellaneous Income	4060999000	0.00	0.00	0.00	1,051,221.67	10.50	1,051,232.17	1,051,232.17	0.00	1,051,232.17	1,051,232.17	0 %	
Non-Revenue Collections/Other Receipts		0.00	1,501,402.94	6,703.07	247,235.63	14,047,583.81	15,802,925.45	12,420,896.38	0.00	12,420,896.38	15,802,925.45	0 %	
Cash Receipts		0.00	1,501,402.94	6,703.07	247,235.63	14,047,583.81	15,802,925.45	12,420,896.38	0.00	12,420,896.38	15,802,925.45	0 %	
Others		0.00	1,501,402.94	6,703.07	247,235.63	14,047,583.81	15,802,925.45	12,420,896.38	0.00	12,420,896.38	15,802,925.45	0 %	
Due from National Government Agencies	1030301000	0.00	0.00	0.00	31,333.56	1,701,287.72	1,732,621.28	1,732,621.28	0.00	1,732,621.28	1,732,621.28	0 %	Collections were deposited under BTr-Regular Fund

Department : Department of Energy (DOE)  
 Agency/Entity : Office of the Secretary  
 Operating Unit : < not applicable >  
 Organization Code (UACS) : 09 001 0000000  
 Fund Cluster : 03 - Special Account - Locally Funded/Domestic Grants Fund

Classification/Sources of Revenue and Other Receipts	UACS CODE	REVENUE TARGET (Annual) per BESF	Actual Revenue and Other Receipts Collections					Cumulative Remittance/Deposits to Date			Variance		Remarks
			1st Quarter Ending March 31	2nd Quarter Ending June 30	3rd Quarter Ending September 30	4th Quarter Ending December 31	Total	Remittance to BTr	Deposited with AGDB	Total	Amount	%	
1	2	3	4	5	6	7	8=(4+5+6+7)	9	10	11=(9+10)	12=(8-3)	13=(12/3)	14
Due from Government-Owned and/or Controlled Corporations	1030302000	0.00	195,387.42	(3,376.04)	0.00	11,471,552.97	11,663,564.35	8,593,963.20	0.00	8,593,963.20	11,663,564.35	0%	(1) Positive & negative amount pertains to adjustment of collection from Iloilo Ili Electric Cooperative, Inc. P3,376.04 should be recorded as interest income. (2) Collections were deposited under BTr-Regular Fund
Due from Local Government Units	1030303000	0.00	8,284.00	0.00	9.15	0.00	8,293.15	8,293.15	0.00	8,293.15	8,293.15	0%	Collections were deposited under BTr-Regular Fund
Advances for Operation Expenses	1990101000	0.00	918,539.72	0.00	0.00	0.00	918,539.72	918,539.72	0.00	918,539.72	918,539.72	0%	Collections were deposited under BTr-Regular Fund
Advances for Special Disbursing Officer	1990103000	0.00	0.00	7,737.11	3,202.25	22,274.47	33,213.83	33,213.83	0.00	33,213.83	33,213.83	0%	Collections were deposited under BTr-Regular Fund
Advances to Officers and Employees	1990104000	0.00	0.00	2,342.00	212,690.67	789,534.65	1,004,567.32	692,139.40	0.00	692,139.40	1,004,567.32	0%	Collections were deposited under BTr-Regular Fund
Government Equity	3010101000	0.00	379,191.80	0.00	0.00	0.00	379,191.80	379,191.80	0.00	379,191.80	379,191.80	0%	Collections were deposited under BTr-Regular Fund
Traveling Expenses - Local	5020101000	0.00	0.00	0.00	0.00	62,934.00	62,934.00	62,934.00	0.00	62,934.00	62,934.00	0%	Collections were deposited under BTr-Regular Fund
<b>GRAND TOTAL</b>		<b>27,835,806,000.00</b>	<b>8,902,461,917.74</b>	<b>5,662,592,908.89</b>	<b>9,760,855,493.94</b>	<b>4,445,781,967.61</b>	<b>28,771,692,288.18</b>	<b>28,602,341,492.83</b>	<b>0.00</b>	<b>28,602,341,492.83</b>	<b>935,886,288.18</b>	<b>3%</b>	

**Certified Correct:**  
  
 HELEN C. ROLDAN  
 OIC-CHIEF, ACCOUNTING DIVISION  
 Date: 31-Jan-24

**Recommending Approval:**  
  
 AGUSTUS CESAR A. NAVARRO  
 DIRECTOR, FINANCIAL SERVICES  
 Date: 31-Jan-24

**Approved By:**  
  
 SHARON S. GARIN  
 UNDERSECRETARY  
 Date: 31-Jan-24