

QUARTERLY PHYSICAL REPORT OF OPERATION
As of March 31, 2023

Department: Department of Energy (DOE)
 Agency : Office of the Secretary
 Operation Unit: < not applicable >
 Organization Code (UACS) : 09 001 0000000

Particulars	UACS CODE	Physical Target (Budget Year)					Physical Accomplishment (Budget Year)					Variance	Remarks
		1st Quarter	2nd Quarter	3rd Quarter	4th Quarter	Total	1st Quarter	2nd Quarter	3rd Quarter	4th Quarter	Total		
1	2	3	4	5	6	7	8	9	10	11	12	13	14
NATIONAL AND REGIONAL ENERGY PLANNING PROGRAM	3101000000000000												
OO : Required energy supply level attained													
Outcome Indicators													
1. Percentage of stakeholders rating the energy plans and programs as acceptable					85%	85%							
2. Percentage of policy recommendations adopted in the short, medium and long-term national energy plans/programs/targets					75%	75%							
Output Indicators													
1. Number of energy plans prepared and updated					1	1	0				0	-	Ongoing drafting of Philippine Energy Plan
2. Number of statistical research and studies prepared/updated		15	15	15	15	60	0				0	-	1Q data to follow
3. Percentage of project evaluation and monitoring conducted on time						N/A	0				0	-	CEPNS was put on hold since December 2020
CONVENTIONAL ENERGY DEVELOPMENT PROGRAM	3102000000000000												
OO : Required energy supply level attained													
Outcome Indicators													
1. Percentage of awareness of the target audience on the promoted message or technical advice					80%	80%							
2. Percentage of conventional energy projects with satisfactory safety performance					80%	80%							
3. Percentage increase in investments in conventional energy development					5%	5%							
Output Indicators													
1. Number of contracts and/or circulars drafted, prepared and reviewed		0	2	2	1	5	0				0	-	
2. Number of information, education, communication, and other promotional activities conducted on conventional energy development		6	7	6	6	25	7				7	+1	

**QUARTERLY PHYSICAL REPORT OF OPERATION
As of March 31, 2023**

Department: Department of Energy (DOE)
 Agency : Office of the Secretary
 Operation Unit: < not applicable >
 Organization Code (UACS) : 09 001 0000000

Particulars	UACS CODE	Physical Target (Budget Year)					Physical Accomplishment (Budget Year)					Variance	Remarks
		1st Quarter	2nd Quarter	3rd Quarter	4th Quarter	Total	1st Quarter	2nd Quarter	3rd Quarter	4th Quarter	Total		
1	2	3	4	5	6	7	8	9	10	11	12	13	14
3. Number of monitoring activities/inspections conducted on conventional energy projects		20	30	27	23	100	31				31	+11	
RENEWABLE ENERGY DEVELOPMENT PROGRAM	3103000000000000												
OO : Required energy supply level attained													
Outcome Indicators													
1. Percentage of renewable energy resources over total energy resource supply					7%	7%							
2. Percentage increase in investments in renewable energy development					37	37							
Output Indicators													
1. Percentage of issuances and permits on renewable energy development issued on time		85%	85%	85%	85%	85%	100%				100%	+15%	
2. Number of information, education, communication, and other promotional activities conducted on renewable energy		14	15	14	15	58	15				15	+1	
3. Number of inspection conducted on renewable energy development projects		110	158	144	88	500	74				74	-36	
DOWNSTREAM ENERGY DEVELOPMENT PROGRAM	3104000000000000												
OO : Required energy supply level attained													
Outcome Indicators													
1. Percentage increase in investment in the downstream oil and gas industry, providing quality fuels and safe technology for environment and consumer protection					0.80%	0.80%							
2. Percentage increase in the number of participants informed on matters in the downstream oil and gas industry					0.80%	0.80%							
Output Indicators													
1. Number of issued permits/accreditations/ acknowledgements/endorsements and reports submitted		1,648	1,646	1,649	1,646	6,589	1,803				1,803	+155	

QUARTERLY PHYSICAL REPORT OF OPERATION
As of March 31, 2023

Department: Department of Energy (DOE)
Agency : Office of the Secretary
Operation Unit: < not applicable >
Organization Code (UACS) : 09 001 0000000

Particulars	UACS CODE	Physical Target (Budget Year)					Physical Accomplishment (Budget Year)					Variance	Remarks
		1st Quarter	2nd Quarter	3rd Quarter	4th Quarter	Total	1st Quarter	2nd Quarter	3rd Quarter	4th Quarter	Total		
1	2	3	4	5	6	7	8	9	10	11	12	13	14
2. Number of information, education, communication and other promotional activities conducted on the downstream oil and gas sector		2	3	6	3	14	11				11	+9	
3. Number of downstream oil and gas field work and operational monitoring activities conducted		69	79	90	69	307	83				83	+14	
4. Number of plans and policies updated/formulated, monitored and recommended for adoption and implementation		0	2	3	1	6	1				1	+1	
ELECTRIC POWER INDUSTRY DEVELOPMENT PROGRAM	3105000000000000												
OO : Required energy supply level attained													
Outcome Indicator													
1. Issued and adopted plans and policies to attain energy supply security and reliability, energy access and electricity market competitiveness and power sector reforms					12	12							
Output Indicators													
1. Number of plans/policies prepared, updated and disseminated		1 policy	1 plan; 3 policies	4 policies	2 plans; 1 policy	3 plans; 9 policies	11 policies				11 policies	+10 policies	
2. Number of information, education, promotional events and public consultations, etc. undertaken on electric power industry		5	7	14	7	33	16				16	+11	
3. Number of applications for Certificate of Endorsement on investment in the energy sector processed		62	62	62	32	218	69				69	+7	
ENERGY EFFICIENCY AND CONSERVATION PROGRAM	3201000000000000												
OO : Sustainable consumption of energy promoted and achieved													
Outcome Indicators													
1. Percentage increase in public awareness on energy efficiency and conservation in fuels and electricity					10%	10%							

QUARTERLY PHYSICAL REPORT OF OPERATION
As of March 31, 2023


Department: Department of Energy (DOE)
 Agency : Office of the Secretary
 Operation Unit: < not applicable >
 Organization Code (UACS) : 09 001 0000000

Particulars	UACS CODE	Physical Target (Budget Year)					Physical Accomplishment (Budget Year)					Variance	Remarks
		1st Quarter	2nd Quarter	3rd Quarter	4th Quarter	Total	1st Quarter	2nd Quarter	3rd Quarter	4th Quarter	Total		
1	2	3	4	5	6	7	8	9	10	11	12	13	14
2. Percentage increase in the number of establishments that had undergone energy audits					10%	10%							
Output Indicators													
1. Number of information, education, communication, and other promotional events undertaken on energy efficiency and conservation program		8	10	11	9	38	19				19	+11	
2. Number of energy audit in government agencies conducted on time		20	20	20	20	80	10				10	-10	
ALTERNATIVE FUELS AND TECHNOLOGIES PROGRAM	3202000000000000												
OO : Sustainable consumption of energy promoted and achieved													
Outcome Indicator													
1. Number of alternative fuels and energy technologies promoted					3	3							
Output Indicators													
1. Number of technical assistance/evaluation completed on time		1	2	2	2	8	14				14	+13	
2. Number of information, education, communication, and other promotional events conducted on alternative fuels and technologies		2	2	2	2	8	4				4	+2	
3. Number of policies formulated/permits issued related to alternative fuels and technologies issued on time		0	1	1	1	3	2				2	+2	

Prepared By:


FRANCIS RICHARD O. RABULAN
 OIC Chief, Planning Division

In coordination with:


MICHAEL O. SINOCRUZ
 Director, Energy Policy and Planning Bureau

Approved By:


SHARON S. GARIN
 Undersecretary, DOE

QUARTERLY PHYSICAL REPORT OF OPEF
As of 1st Quarter 2023

BAR no. 1

Department: Department of Energy (DOE)
Agency: Office of the Secretary
Organization: 09 001 0000000

Particulars	UACS CODE	Physical Target (Budget Year)					Physical Accomplishment (Budget Year)					Variance (13=12-7)	Remarks
		1st Quarter	2nd Quarter	3rd Quarter	4th Quarter	Total (7=3+4+5+6)	1st Quarter	2nd Quarter	3rd Quarter	4th Quarter	Total (12=8+9+10+11)		
1	2	3	4	5	6	7	8	9	10	11	12	13	12
I. LOCALLY FUNDED PROJECTS													
A. CONTINUING PROGRAMS													
Alternative Fuels for Transportation and Other Purposes													
Number of Information, Education, and Communication (IEC) campaigns conducted for the promotion of research, development, demonstration, and utilization of alternative fuels and technologies, as well as other promotional activities		0	2	3	1	6	2						
Number of Monitoring Activities related to the development and promotion of Alternative Fuels and Emerging Technologies		1	1	1	1	4	2						
Number of technical assistance/ evaluation/ studies conducted		2	2	2	2	8	13						The target was exceeded as technical assistance are usually via requests or through walk-ins or emails of stakeholders.
Number of policies/agreements formulated/inputted related to alternative fuels and emerging energy technologies		0	0	1	0	1	4						
Biofuels Program													
Number of coordinated/ monitored reports/ policy recommendation on the use of alternative feedstock for biofuel	03	1	1	0	0	2	1						For approval and signing of Deed of Donation between DOE and Mariano Marcos State University over the capital equipment for bioethanol production and research projects
Number of facilities/ projects monitored (monthly project monitoring)		34	33	33	33	133	34						Monitored 25 accredited biofuel facilities, 7 accredited projects undergoing construction and 2 registered biofuel distributors for the monthly reportorial obligations under JAO No. 2008-1, Series of 2008

QUARTERLY PHYSICAL REPORT OF OPEI IN
As of 1st Quarter 2023

BAR no. 1

Department: Department of Energy (DOE)
Agency: Office of the Secretary
Organization: 09 001 0000000

Particulars	UACS CODE	Physical Target (Budget Year)					Physical Accomplishment (Budget Year)					Variance (13=12-7)	Remarks
		1st Quarter	2nd Quarter	3rd Quarter	4th Quarter	Total (7=3+4+5+6)	1st Quarter	2nd Quarter	3rd Quarter	4th Quarter	Total (12=8+9+10+11)		
1	2	3	4	5	6	7	8	9	10	11	12	13	12
Number of conducted product sampling	3	19	20	21	21	81	14						-Conducted product sampling of 14 accredited biofuel facilities. -Remaining ten (10) bioethanol plants will be covered in 2nd Quarter 2023 as bioethanol sampling is conducted every semestral
National Energy Efficiency and Conservation Program													
Number of IEC, promotional events and consultations conducted		4	6	6	12	28	14						Target met for Q1
Number of Modules Developed		0	0	0	0	0	0						Completed the modules on CEA, CECO, CEM on CY2022
Number of web-based applications/database system developed, enhanced, and expanded		0	0	0	5	5	0						Ongoing procurement
Number of researches and policy studies on EEC		0	0	0	1	1	0						Ongoing procurement
Number of energy audits conducted		0	50	50	50	150	0						Ongoing procurement
Number of PUS conceptualized, produced, and placed in various platforms		0	0	0	1	1	0						Ongoing procurement
Oil Industry Deregulation Management Program													
Focused Inspections of the LPP and LPG on the Retail Level conducted		0	1	2	1	4	0						
Joint Inspection and Monitoring of Petroleum Products in Retail Outlets Conducted		4	6	7	5	22	0						With the recent approval of the RA 11592 or the LPG Industry Regulation Act, the team prioritized the conduct of Information and Education Campaigns to informed the DOI stakeholders.
Conduct of Inventory Verification in the Oil Depots and Terminals		1	3	3	2	9	1						
IEC dissemination in the Downstream Oil Industry (DOI) conducted		0	4	5	6	15	19						With the recent approval of the RA 11592 or the LPG Industry Regulation Act, immediate conduct of Information and Education Campaigns were facilitated.

QUARTERLY PHYSICAL REPORT OF OPEI)N
As of 1st Quarter 2023

BAR no. 1

Department: Department of Energy (DOE)
Agency: Office of the Secretary
Organization: 09 001 0000000

Particulars	UACS CODE	Physical Target (Budget Year)					Physical Accomplishment (Budget Year)					Variance (13=12-7)	Remarks
		1st Quarter	2nd Quarter	3rd Quarter	4th Quarter	Total (7=3+4+5+6)	1st Quarter	2nd Quarter	3rd Quarter	4th Quarter	Total (12=8+9+10+11)		
1	2	3	4	5	6	7	8	9	10	11	12	13	12
Assessment of Accomplishment and Workshop Program Planning Conducted					1	1	0						
Government and Private Consultations, and Other Downstream Oil Industry Related Activities Conducted		1	2	2	2	7	1						
Number of Training on Calibration & Sealing of Dispensing Pumps Conducted		0	2	3	3	8	0						
Procurement of Various Items in Support to DOI Activities		3	2	9	1	15	3						
B. SPECIAL PROGRAMS / PROJECTS													
Nuclear Energy Program Implementing Organization (NEPIO)													
Number of Expert Missions Conducted		0	1	1	0	2	0						
Number of National Workshops Conducted		2	0	0	1	3	2						
Number of Training Courses Conducted		1	2	2	1	6	2						
Number of IECs, Press Conferences/ Kapihan Forums, and Symposiums Conducted		1	3	1	3	8	2						
Number of meetings and Consultation Meetings Conducted/ Participated to		11	14	16	15	56	22						
Number of Presentation of Research on Infrastructure Issues Delivered		6	0	0	0	6	0						
Number of educational tour conducted		0	1	1	1	3	0						

QUARTERLY PHYSICAL REPORT OF OPEF
As of 1st Quarter 2023

BAR no. 1

Department: Department of Energy (DOE)
Agency: Office of the Secretary
Organization: 09 001 0000000

Particulars	UACS CODE	Physical Target (Budget Year)					Physical Accomplishment (Budget Year)					Variance (13=12-7)	Remarks
		1st Quarter	2nd Quarter	3rd Quarter	4th Quarter	Total (7=3+4+5+6)	1st Quarter	2nd Quarter	3rd Quarter	4th Quarter	Total (12=8+9+10+11)		
1	2	3	4	5	6	7	8	9	10	11	12	13	12
Number of Revalidation of Site Conducted		1	2	2	1	6	0						
Strategic Promotion of Petroleum Exploration through the Philippine Conventional Energy Contracting Program (PCECP)													
Number of workshops, meetings, consultations, ceremonies, Special Promotion activities, inter-government meetings, PDA Launch, or similar events conducted		4	6	5	6	21	4						Meeting and Consultations involve physical engagements and discussion with various applicants / stakeholders / investors interested in pursuing a Petroleum Service Contract in the country through the Philippine Conventional Energy Contracting Program (PCECP).
Number of Service Contracts formally endorsed to the President		0	0	0	1	1	0						Endorsement to the President for Award of PSC is only applicable after successful recommendation to the Energy Secretary of an existing application
Number of Petroleum Service Contract (PSC) awarded		0	0	0	0	0	0						Awarding of PSC is only applicable upon approval of the endorsement to the Office of the President
Number of requests (nomination / pre-bidding) processed		1	3	3	1	8	4						Number of requests involve Area Clearance and Letter of Intent / Nomination processed for Petroleum Service Contract application. For 1Q CY 2023, two (2) Area Clearances and two (2) Nomination requests were processed (approved/disapproved).
Number of international promotional activities conducted (bilateral meetings, roadshows)		1	1	0	0	2	1						Participation in the SEAPEX Exploration Conference after more than two (2) years of limited and restricted international promotions due to travel restrictions and limited investment opportunities brought about by the COVID-19 pandemic
Number of local promotional activities / IECs conducted		0	3	2	2	7	0						No IEC was targeted in the 1Q CY 2023
Number of technical / management personnel trained		0	17	17	19	53	2						Capacity-building of PCECP Technical Working Group (TWG) members to develop solid foundation pertinent to the audit of financial statements of oil and gas companies, which will raise the level of confidence of personnel's skills in financial evaluation in monitoring of Petroleum Service Contractor's compliance with financial reporting obligation.

QUARTERLY PHYSICAL REPORT OF OPERATIONS
As of 1st Quarter 2023

BAR no. 1


Department: Department of Energy (DOE)
Agency: Office of the Secretary
Organization: 09 001 0000000

Particulars	UACS CODE	Physical Target (Budget Year)					Physical Accomplishment (Budget Year)					Variance (13=12-7)	Remarks
		1st Quarter	2nd Quarter	3rd Quarter	4th Quarter	Total (7=3+4+5+6)	1st Quarter	2nd Quarter	3rd Quarter	4th Quarter	Total (12=8+9+10+11)		
1	2	3	4	5	6	7	8	9	10	11	12	13	12
Total Electrification Project													
Number of assessment/ review/ evaluation/ IECs/ PubCons/ coordination meetings/ focus group conducted on total electrification		2	2	2	2	8	2						Total Electrification Steering Committee (TESC) and TESC-Technical Working Group Quarterly Meeting
Number of electrification project areas inspected						0							No approved projects for TEP2023
Number of approved Total Electrification Projects					2	2							Approval of projects subject to completion and liquidation of TEP2021/2022
II. FOREIGN-ASSISTED PROJECT WITH GPH													
Access to Sustainable Energy Programme (ASEP)													
Number of Solar Home Systems (SHS) installed		0	0	0		0	0						Completed Component 2 : PVM with total of 40,500 SHS installed (completed July 2022) Additional Top Up Funds: PVM with total of 3077 SHS installed (completed Dec 2022)
Number of households energized		2108	2108			4216	0						No Actual Accomplishment for 1Q2023


Prepared by:


HERSHEY T. DELA CRUZ
OIC Chief
26 APRIL 2023
Energy Cooperation and Coordination Division

In coordination with:


MICHAEL O. SINOCRUZ
Director
Energy Policy and Planning Bureau

Approved by:


SHARON S. GARIN
Undersecretary
Department of Energy